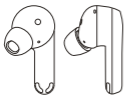




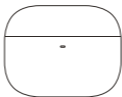
AMAZFIT

Amazfit PowerBuds Pro

01 Package Contents



Earbuds (in the charging case)




Charging case



USB Type-C charging cable

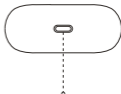
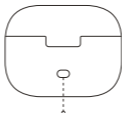
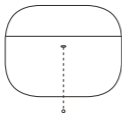
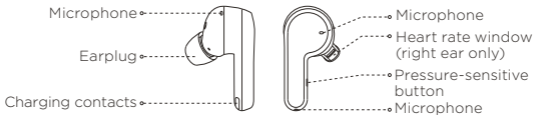


4 sizes of earplugs (M-size earplugs are pre-installed on the earbuds)



Product manual

02 About the Earbuds



03 Using Your Earbuds

- **Installing the Zepp app**

Install the Zepp app to experience more features.

Scan the QR code below with your phone to download and install the latest version of the app.



- **Pairing with the App**

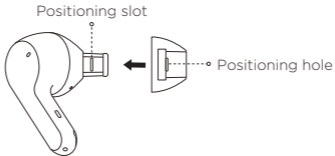
1. Start the app and log in or register an account.
2. Choose Profile > My Devices > Add to add the Amazfit PowerBuds Pro.
3. Open the charging case cover, press and hold the feature button for 2 seconds, and complete pairing as prompted. When you open the charging case cover for the first time, the earbuds automatically enter the pairing state.

* Keep Bluetooth on when you are performing device pairing and using the earbuds. We recommend charging the earbuds before use.

- **Replacing the Earplugs**

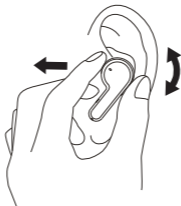
Choose the earplugs that best fit your ear canals based on the noise cancellation effect and comfort.

Align the positioning hole on the earplug with the positioning slot at the earbud mouthpiece.



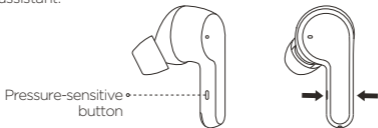
- **Wearing the Earbuds**

For better noise cancellation effect, adjust the earbuds to ensure that they fit closely with your ear canals.



• Controlling the Earbuds

1. Long press the pressure-sensitive button: switch among Active Noise Cancellation on, Thru Mode, and Active Noise Cancellation off.
2. Press the pressure-sensitive button once: play, pause, or answer a call.
3. Press the pressure-sensitive button twice: skip to the next song or reject a call.
4. Press the pressure-sensitive button three times: wake up the device voice assistant.



- * You can personalize features of the left and right earbud buttons in the app.
- * Voice assistant support may vary depending on the device brand and model.

- **Charging the Earbuds**

Place earbuds into the charging case, which will automatically charge the earbuds.

Use the USB Type-C charging cable to charge the charging case.

- **Viewing Battery Level**

After the earbuds are connected to the device, you can check the power of the earbuds and the charging case in the app.

Open the lid or press the charging case feature button. The white indicator on the charging case indicates sufficient power, and the red indicator indicates that the power is low and the case needs to be charged.

04 Basic Specifications

Product model: earbuds A2030; charging case A2031

Battery capacity: earbuds 70 mAh; charging case 510 mAh

Charging case input: 5 V  0.8 A

Charging case output: 5 V  0.3 A

Bluetooth frequency: 2400–2483.5 MHz

BLE output power: <8 dBm

System requirements: Android 5.0 or iOS 10.0 or later

Wireless connection: Bluetooth 5.0, BLE

Waterproof and dustproof rating: earbuds IP55

Functional ambient temperature: 0°C–45°C

HVIN: A2030-Left, A2030-Right

Tips:

The Amazfit PowerBuds Pro has a waterproof and dustproof rating of IP55. They are resistant to sweat and moderate rain, but cannot be immersed in water and are not suitable for any water activities. Do not wear the earbuds while swimming or showering. Do not charge the earbuds in the wet environment. If the earbuds come into contact with liquid, wipe them dry with a soft, dry, and lint-free cloth. The charging case is not waterproof. Keep it dry and clean.



The Bluetooth® word mark and logos are registered trademarks owned by Bluetooth SIG, Inc. and any use of such marks by Anhui Huami Information Technology Co., Ltd. is under license. Other trademarks and trade names are those of their respective owners.

05 Regulatory Notice

This device complies with part 15 of the FCC Rules. Operation is subject to the following two conditions:

- (1) This device may not cause harmful interference, and
- (2) this device must accept any interference received, including interference that may cause undesired operation.

FCC ID: 2AC8UA2030

Any changes or modifications that are not expressly approved by the party responsible for the compliance may void the user's authority to operate the device.

Note: This equipment has been tested and found to comply with the limits for a Class B digital device, pursuant to part 15 of the FCC Rules. These limits are designed to provide reasonable protection against harmful interference in a residential installation. This equipment generates, uses and can radiate radio frequency energy and, if not installed and used in accordance with the instructions, may cause harmful interference to radio communications. However, there is no guarantee that interference will not occur in a particular installation. If this equipment does cause harmful interference to radio or television reception, which can be determined by turning the equipment off and on, the user is encouraged to try to correct the interference by one or more of the following measures:

- Reorient or relocate the receiving antenna.
- Increase the separation between the equipment and receiver.
- Connect the equipment into an outlet on a circuit different from that to which the receiver is connected.
- Consult the dealer or an experienced radio/TV technician for help.

The device has been evaluated to meet general RF exposure requirement. The device can be used in portable exposure condition without restriction.

This device contains licence-exempt transmitter(s)/receiver(s) that comply with Innovation, Science and Economic Development Canada's licence-exempt RSS(s). Operation is subject to the following two conditions:

- (1) This device may not cause interference.
- (2) This device must accept any interference, including interference that may cause undesired operation of the device.

IC: 21806-A2030 CAN ICES-003(B)/NMB-003(B)

Le présent appareil est conforme aux CNR d'Industrie Canada applicables aux appareils radioexempts de licence. L'exploitation est autorisée aux deux conditions suivantes :

- (1) l'appareil ne doit pas produire de brouillage, et
- (2) l'utilisateur de l'appareil doit accepter tout brouillage radioélectrique subi, même si le brouillage est susceptible d'en compromettre le fonctionnement.

Under Industry Canada regulations, this radio transmitter may only operate using an antenna of a type and maximum (or lesser) gain approved for the transmitter by Industry Canada. To reduce potential radio interference to other users, the antenna type and its gain should be so chosen that the equivalent isotropically radiated power (e.i.r.p.) is not more than that necessary for successful communication.

Conformément à la réglementation d'Industrie Canada, le présent émetteur radio peut fonctionner avec une antenne d'un type et d'un gain maximal (ou inférieur) approuvé pour l'émetteur par Industrie Canada. Dans le but de réduire les risques de brouillage radioélectrique à l'intention des autres utilisateurs, il faut choisir le type d'antenne et son gain de sorte que la puissance isotrope rayonnée équivalente (p.i.r.e.) ne dépasse pas l'intensité nécessaire à l'établissement d'une communication satisfaisante.

06 Disposal and Recycling Information



All products bearing this symbol are waste electrical and electronic equipment (WEEE as in directive 2012/19/EU) which should not be mixed with unsorted household waste. Instead, you should protect human health and the environment by handing over your waste equipment to a designated collection point for the recycling of waste electrical and electronic equipment, appointed by the government or local authorities. Correct disposal and recycling will help prevent potential negative consequences to the environment and human health. Please contact the installer or local authorities for more information about the location as well as terms and conditions of such collection points.

07 Certifications and Safety Approvals



Hereby, Anhui Huami Information Technology Co., Ltd. declares that the radio device type A2030 is in compliance with Directive 2014/53/EU. The full text of the EU declaration of conformity is available at the following internet address:
<https://support.amazfit.com/en/>



Hereby, Anhui Huami Information Technology Co., Ltd. declares that the radio device type A2030 is in compliance with Radio Equipment Regulations 2017 (S.I. 2017/1206). The full text of the UK declaration of conformity is available at the following internet address:
<http://en.amazfit.com/support.html>

08 Battery Safety

This device is equipped with a built-in battery that cannot be removed or replaced. Do not disassemble or modify the battery by yourself.

- Disposal of a battery into fire or a hot oven, or mechanically crushing or cutting of a battery can result in an explosion.
- Leaving a battery in an extremely high temperature surrounding environment can result in an explosion or the leakage of flammable liquid or gas.
- A battery subjected to extremely low air pressure may result in an explosion or the leakage of flammable liquid or gas.

09 Safety Notice

Before using this product, please read and follow the precautions below to ensure the best product performance and avoid dangerous or illegal situations.



When you use the earbuds to listen to music or answer calls, you are recommended using the minimum volume required for music or calls to avoid hearing loss. Using the earbuds at high volume for long periods of time may cause permanent hearing loss.

1. Use a power adapter that has passed compulsory certification and meets standard requirements for charging.
2. This product and its accessories are small parts. Keep the product and its accessories out of the reach of children. Children may inadvertently damage the product and its accessories, or may swallow small parts, and thereby be exposed to choking or other risks. When not in use, store the earbuds in the charging case and keep away from children and pets.

3. Some people are allergic to plastic, silicone, and other materials. Long-term contact with the body may cause redness, swelling, inflammation, and other symptoms. Any user who experiences such conditions should stop using the product and consult a doctor.
4. This product contains lithium batteries. Do not disassemble, knock, squeeze, or put the product into fire. If there is severe swelling, stop using this product. Additionally, do not expose this product to high-temperature environments.
5. This product contains components and radio transmitters that generate electromagnetic fields which may interfere with pacemakers, defibrillators, hearing aids, or other medical equipment. Keep the product a safe distance from medical equipment. Consult your medical device manufacturer for restrictions on the use of medical devices. If you suspect that this product is interfering with your pacemaker, defibrillator, hearing aid, or other medical devices, immediately stop using it.

6. Observe the relevant regulations of your region or country, and do not use this product while driving.
7. Wireless devices may interfere with the flight systems of aircraft. Please observe relevant airline regulations. Do not use this product in places where wireless devices are prohibited.
8. If you use the earbuds while performing activities that require concentration, pay attention to both your own safety and the safety of others, such as when cycling or walking on or near roads, construction sites, or railways. Remove the earbuds or lower the volume to ensure that you can hear surrounding sounds, including alarms and warning signals.
9. Do not dispose of this product and its accessories as ordinary household garbage.
10. Abide by local laws and regulations on the disposal of this product and its accessories, and support recycling activities.

10 Troubleshooting

Please check the FAQ on the website: <https://support.amazfit.com/en>.

11 Warranty and Return Policy

The Amazfit Limited Warranty covers Amazfit products against manufacturing defects beginning on the original purchase date. The warranty period is 12 months or another specified period as the applicable consumer laws in the consumer's country of purchase require. Our warranty is in addition to rights provided by applicable consumer laws.

Official website: en.amazfit.com

Support: support.amazfit.com/en